



**Workbook**  
**Answer Key**

**Sounds and Fun**

**Practice the Sounds** Count the number of syllables in the words below. Then circle that number of chocolates.

2 SYLLABLES

**Word Study**

**Study the Words** How does the chocolate taste? Circle the foods that taste similar to chocolate.

4 SYLLABLES

Chocolate 3

**Comprehension**

**Learn about the Poem** Count the syllables in the words. Sort the stickers and put them into the proper groups.

Chocolate 5

**Fluency**

**Enjoy the Poem!** Read together! Put punctuation marks in each box and read the poem again while using the punctuation marks.

**Chocolate**

One, two, three cho-

One, two, three co-

One, two, three late-

One, two, three chocolate!

Stir, stir the chocolate!

6 STYLARIES

**Word Study**

**Study the Words!** One little piggy had roast beef in the poem. What else could he eat? Circle the foods.

This Little Piggy 9

**This Little Piggy** Workbook pp.7 -12

**Sounds and Fun**

**Practice the Sounds** Count the syllables in the words. Put as many little piggy stickers as there are syllables in the boxes.

8 STYLARIES

**Comprehension**

**Learn about the Poem**

A. Think about the poem. How many little piggies are in the poem? Put the stickers in the story order in the frames.

10 STYLARIES

**Sounds and Fun**

**Practice the Sounds**

A. What rhymes with "berry"? Circle the pictures that rhyme with "berry".

B. Count the syllables in the words. Sort the stickers and put them into the proper group.

1 Syllable	2 Syllables	3 Syllables

14 SYLLABLES

**Sounds and Fun**

**Practice the Sounds**

A. What rhymes with "berry"? Circle the pictures that rhyme with "berry".

B. Count the syllables in the words. Sort the stickers and put them into the proper group.

1 Syllable	2 Syllables	3 Syllables

14 SYLLABLES

**Fluency**

**Enjoy the Poem!**  
Read together! Put punctuation marks in each box.  
Read the poem again while using the punctuation marks.

**This Little Piggy**

This little piggy went to market .  
 This little piggy stayed at home .  
 This little piggy had roast beef .  
 This little piggy had none .  
 And this little piggy went ,  
 "Wee ! Wee ! Wee ! Wee ! Wee ! Wee !"  
 All the way home .

12 SYLLABLES

**Word Study**


**Study the Words**  
Sort the stickers and put them into the proper groups.

15 Ice Cream



**Comprehension**


**Learn about the Poem**

A. Think about the poem. What flavors of ice cream do children like? Attach the right stickers.






likes





likes



likes

15 STYLARIES

**Fluency**

**Enjoy the Poem!**

Read together! Count the syllables in the words above the boxes. Then put the same number of circle stickers in the boxes. Add // marks to the poem. Read the poem while focusing on phrasing.

// means you need to stop

**Ice Cream**

Lizzy likes chocolate. //

Ted likes lemon. //

Amy likes banana. //

Fred likes melon. //

Molly likes strawberry. //

Tom likes vanilla. //

Sally likes cherry. //


What flavor do you like? //

18 STYLARIES


**Whose Baby Am I?** Workbook pp. 19-24

**Ice Cream**

B. What flavors of ice cream do you like? Draw a picture.




likes





likes







17

**Sounds and Fun**

**Practice the Sounds!**







Count the syllables in the words. Sort the stickers and put them into the proper groups.

1 Syllable		
2 Syllables		
3 Syllables		

20 STYLARIES

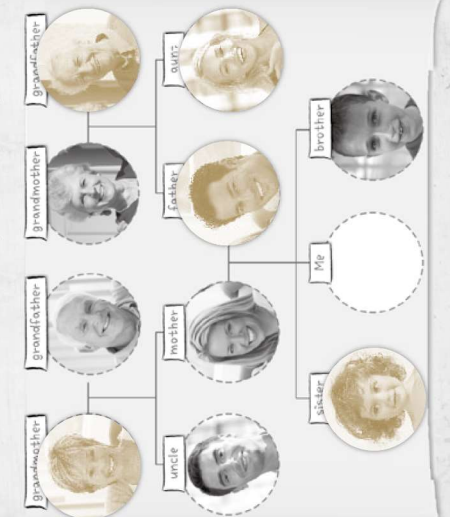
Word Study

**Study the Words:** Match the baby animals with the mother animals. Put the right stickers in the boxes.

	↑	
	↑	
	↑	

Comprehension


**Learn about the Poem:** Make your family tree. Draw yourself in the circle below. Find the family members and put the right stickers in the circles.








Fluency

**Enjoy the Poem:** Read together! How do you read the questions? Draw ☾ or ☽ at the end of the sentences. Read the poem with a curious voice.

"Whose baby am I?"	☾	"Whose baby am I?"	☽
Are you my mother?"	☾	Are you my mother?"	☽
Said the kitten to the cat.		Said the bunny to the rabbit.	
"Whose baby am I?"	☾	"Whose baby am I?"	☽
Are you my mother?"	☾	Are you my mother?"	☽
Said the duckling to the duck.		Said the puppy to the dog.	
"Whose baby am I?"	☾	"Oh, you are my baby!"	☽
Are you my mother?"	☾	Said the bear.	☽
Said the piglet to the pig.		"You are my mother."	
"Whose baby am I?"	☾	Said the cub.	☽
Are you my mother?"	☾		
Said the baby monkey to the monkey.			



	↑	
	↑	
	↑	